

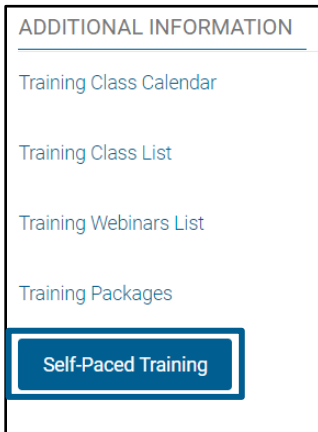
# Sign up for Spectrum Video Learning Series

## Sign up via support.nebook.com

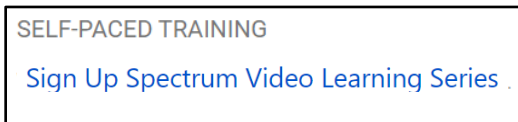
1. Access support.nebook.com and log in.
2. Select **Training**.



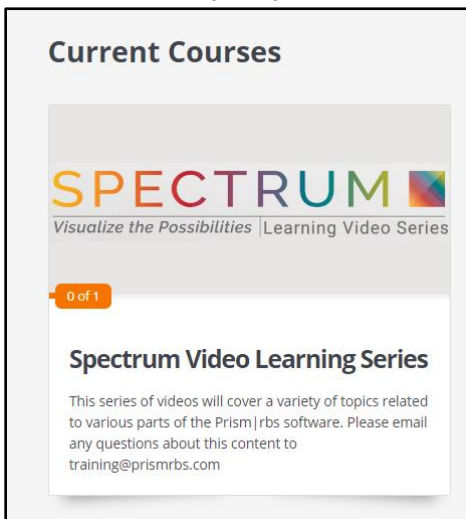
3. Select **Self-Paced Training**.



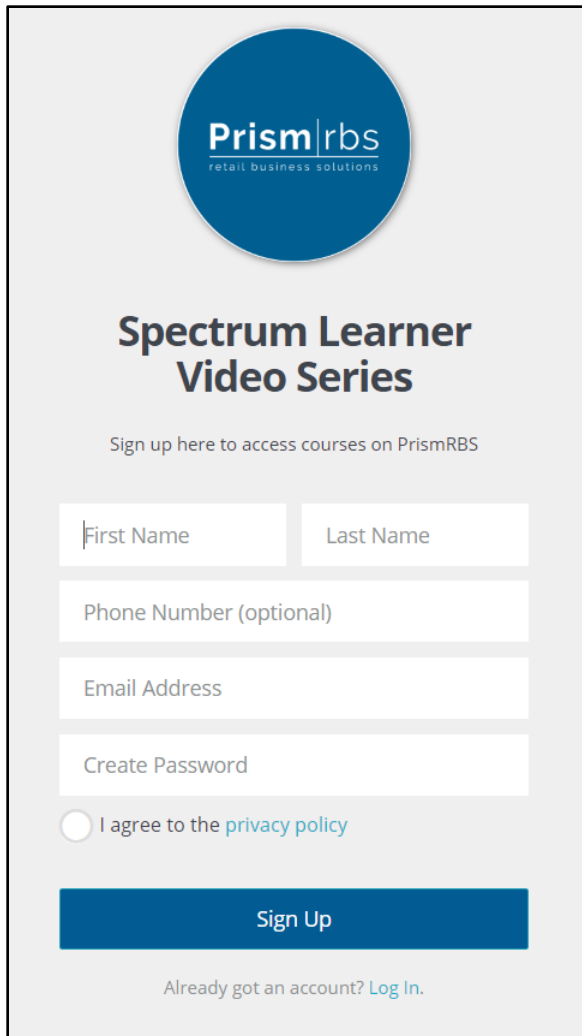
4. Select **Sign Up Spectrum Learning Series**, link directly below Self-Paced Training



5. You will be redirected to prismrbs.wyzed.com.
6. If you are already logged in to prismrbs.wyzed.com, you will be enrolled in the session and it will display on your Dashboard.



7. If you are not logged in to prismrbs.wyzed.com and/or you do not have credentials for prismrbs.wyzed.com, the following displays:



The screenshot shows a sign-up form for the Spectrum Learner Video Series. At the top is the PrismRBS logo, which consists of a blue circle containing the text 'Prism|rbs' and 'retail business solutions' below it. Below the logo is the title 'Spectrum Learner Video Series' in a large, bold, dark blue font. Underneath the title is the text 'Sign up here to access courses on PrismRBS'. The form contains several input fields: 'First Name' and 'Last Name' (two separate boxes), 'Phone Number (optional)', 'Email Address', and 'Create Password'. Below these fields is a radio button followed by the text 'I agree to the privacy policy'. At the bottom of the form is a large blue button labeled 'Sign Up'. Below the button is the text 'Already got an account? Log In.' with 'Log In.' being a blue hyperlink.

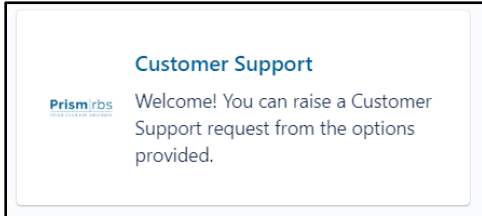
8. If you have credentials select the Log In link at the bottom and log in.

Already got an account? [Log In.](#)

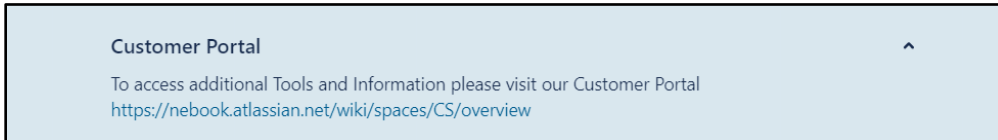
9. If you do not have credentials, enter your First Name, Last Name, (work) Email Address, Create Password, Agree to the privacy policy, and select Sign Up.

## Sign up via PrismRBS Service Desk, Customer Portal

1. Access and log in to **PrismRBS Service Desk**,  
<https://nebook.atlassian.net/servicedesk/customer/portals>
2. Select **Customer Support**.



3. Select the link to the **Customer Portal**.



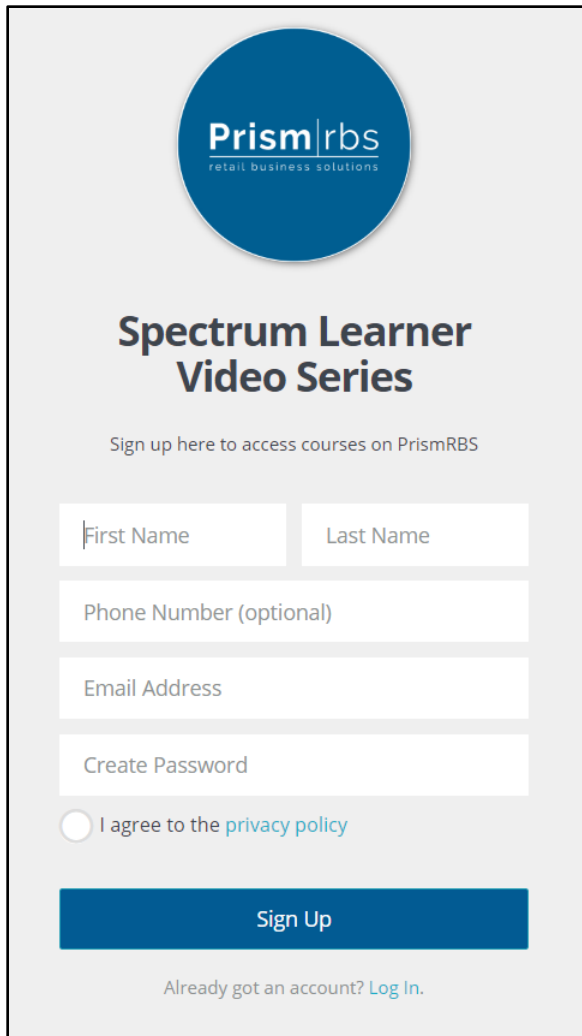
4. The **Customer Portal** will open in a new tab.
5. Select **Sign Up Spectrum Video Learner Series**.



6. You will be redirected to [prismrbs.wyzed.com](https://prismrbs.wyzed.com).
7. If you are already logged in to [prismrbs.wyzed.com](https://prismrbs.wyzed.com), you will be enrolled in the session and it will display on your Dashboard.



8. If you are not logged in to prismrbs.wyzed.com and/or you do not have credentials for prismrbs.wyzed.com, the following displays:



The screenshot shows a sign-up form for the Spectrum Learner Video Series. At the top is the PrismRBS logo, which consists of a blue circle containing the text 'Prism|rbs' and 'retail business solutions' below it. Below the logo is the title 'Spectrum Learner Video Series' in a large, bold, dark blue font. Underneath the title is the text 'Sign up here to access courses on PrismRBS'. The form contains several input fields: 'First Name' and 'Last Name' (two separate boxes), 'Phone Number (optional)', 'Email Address', and 'Create Password'. Below these fields is a radio button followed by the text 'I agree to the [privacy policy](#)'. At the bottom of the form is a large blue button labeled 'Sign Up'. Below the button is the text 'Already got an account? [Log In.](#)'.

9. If you have credentials select the Log In link at the bottom and log in.

[Already got an account? Log In.](#)

10. If you do not have credentials, enter your First Name, Last Name, (work) Email Address, Create Password, Agree to the privacy policy, and select **Sign Up**.